

WAS DU HIER FINDEST

S. 2 Der Text der Geschichte

S. 3 Eine ähnliche Geschichte, die du jetzt auch verstehen müsstest. Cool, was? Dein Gehirn kann noch mehr aufsaugen

S. 4 Zum Ausdrucken und Zusammenkleben: hast du alles verstanden, sortiere die Geschichte wieder neu.

S. 5 Schreibübung, poste sie gern unter das Youtube-Video

Niveau: B=Basis, sehr einfach G=Grund, also für den mittleren Schulabschluss

WHO LIKES SPIDERS?



Tilda doesn't like spiders. She hates spiders. She doesn't hate them a little bit, she hates them A LOT. Merle brings her favourite spider to school.

The spider is on the floor. Tilda doesn't see the spider. She doesn't see the spider on the floor. The spider is on the table. Tilda doesn't see the spider.

The spider is on the chair. Tilda doesn't see the spider. The spider is on Tilda's face.


Tilda says, "AAAAAHHHH".

She puts the spider on the table. She puts hot sauce on the spider. The spider is on fire.

Merle says, "My favourite spider is on fire! I hate you, Tilda." Merle is angry and Tilda is angry.

Merle takes Tilda's water and puts it on the spider. The spider is angry. Tilda says, "I hate spiders".

Merle says, "I'm sorry". Tilda says, "I'm a little bit sorry. No spiders in school, please." They are friends again.



Underline all the words you do not understand.



Draw (=Zeichne) the end of the story. (Zeichne das Ende der Geschichte)



WHO LIKES SPIDERS?

Elisabeth doesn't like spiders. She hates spiders. She doesn't hate them a little bit, she hates them A LOT. Isabel brings her favourite spider to school. She says: "Spiders can swim under water! It's so cool!"

The spider is on the floor. Elisabeth doesn't see the spider. She doesn't see the spider on the floor. The spider is on the table. Elisabeth doesn't see the spider.


The spider is on the chair. Elisabeth doesn't see the spider. The spider is on Elisabeth's face. Elisabeth says, "AAAAAHHHHH".

She throws (=wirft) the spider on the floor. The spider is not happy.


Isabel says, "You throw my favourite spider! I hate you, Elisabeth." Isabel is angry and Elisabeth is angry.

The spider bites the floor. The spider is **SPIDERMAN!**


Isabel and Elisabeth are not happy. They don't like spiderman!



Underline all the words you do not understand.



Draw (=Zeichne) the end of the story. (Zeichne das Ende der Geschichte)



Story continued

“WHO LIKES SPIDERS?”

Cut the story out. Put the story in the correct order. Glue it in your exercise

book. (Schneide die Geschichte aus. Bringe sie in die richtige Reihenfolge. Klebe sie in dein Heft)



She puts the spider on the table.

She puts hot sauce on the spider. The spider is on fire.

Tilda doesn't like spiders. She hates spiders. She doesn't hate them a little bit, she hates them A LOT. Merle brings her favourite spider to school.


Merle says, "I'm sorry". Tilda says, "I'm a little bit sorry. No spiders in school, please." They are friends again.

The Spider is on the chair. Tilda doesn't see the spider. The spider is on Tilda's face. Tilda says, "AAAAHHHHH".

Merle says, "My favourite spider is on fire! I hate you, Tilda." Merle is angry and Tilda is angry.

The spider is on the floor. Tilda doesn't see the spider. She doesn't see the spider on the floor. The spider is on the table. Tilda doesn't see the spider.

Merle takes Tilda's water and puts it on the spider. The spider is angry. Tilda says, "I hate spiders".



Story continued

“WHO LIKES SPIDERS?”

Write a story about a child that hates an animal and another child brings the animal to school,

_____ doesn't like _____. ...